

## **Wiltshire Council**

### **Children's Select Committee**

**16 July 2019**

---

## **School and Academy Ofsted Inspection Outcomes April 2019 – mid June 2019**

### **Purpose of Report**

1. The report includes information regarding the most recent Ofsted Inspection reports published from April to mid-June 2019. It provides an ongoing view of the effectiveness of schools as seen by Ofsted Inspections. This report is an update to that provided to Children's Select committee on the 16 May 2019.

### **Background**

2. Inspection reports provide information for parents and other stakeholders and an accountability measure regarding the standard of education in each establishment. Ofsted is required to inspect state schools under section 5 of the Education Act 2005 and the inspections are carried out by Her Majesty's Inspectors (HMI) and Ofsted Inspectors who are past practitioners or, in the latter case, are serving headteachers or school leaders.

Inspections focus on four main areas

- Effectiveness of leadership and management
- Quality of teaching, learning and assessment
- Personal development, behaviour and welfare
- Outcomes for pupils

Where appropriate the effectiveness of early years or sixth form is also inspected.

From the evidence collected, schools are given an overall effectiveness grade:

- Grade 1 (outstanding)
- Grade 2 (good)
- Grade 3 (requires improvement (RI))
- Grade 4 (inadequate)

The inadequate category (4) is further subdivided into special measures or serious weakness depending on the capacity of school leaders to make the improvements needed.

Schools judged as Requires Improvement (3) need to improve to be 'good'. To receive this judgement a school will have received a 2 day inspection; it will be inspected again within 30 months.







Many schools previously judged as good (2) will receive a short one day inspection to determine whether they remain at least good and whether safeguarding is effective. Where the short inspection finds evidence of the school remaining good, a letter is published making this judgement clear. If the inspection finds practice that suggests the school is either likely to be outstanding or alternatively might not retain its good grade, a letter is published saying the school will for the time being, retain its current good grade and that the next inspection will be a full 2 days. This allows for a full evaluation of the effectiveness of the provision. This outcome is expressed as 2 (L).

## Main Considerations for the Council

### Inspection update since the last report – 30 April 2019 to 21 June 2019

There have been 8 published school inspections since the last report covering inspections published to June 2019. Four were short one day inspections and four were full inspections. The grades for five schools were unchanged - four remained at Good and one at Requires Improvement. Two schools went down in grade (one from Good to Requires Improvement and one from Good to Inadequate) and one school had no previous grade.

Four schools were LA maintained and four were academies (see below)

School name (web address to access Ofsted report below)	Status	Date of inspection	OE (previous)	L&M	TLA	PDBW	Outcomes	EY	Post 16
Marlborough St Marys Primary	Maint	11/6/19	2	2	2	2	2	2	n/a
St Michael's CofE Primary School, Larkhill <a href="https://reports.gov.uk/provider/21/143006">https://reports.gov.uk/provider/21/143006</a> ofsted	Academy	21/05/19	2  (2)	n/a	n/a	n/a	n/a	n/a	n/a
Ridgeway Farm CE Academy (Primary) <a href="https://files.api.ofsted.gov.uk/v1/file/50083376">https://files.api.ofsted.gov.uk/v1/file/50083376</a>	Academy	14/05/19	2 (u)	2	2	2	2	2	n/a
St Martin's Primary <a href="https://files.api.ofsted.gov.uk/v1/file/50083906">https://files.api.ofsted.gov.uk/v1/file/50083906</a>	Maint	08/05/19	3  (3)	3	3	3	3	3	n/a
Pitton Primary School <a href="https://files.api.ofsted.gov.uk/v1/file/50083671">https://files.api.ofsted.gov.uk/v1/file/50083671</a>	Maint	08/05/19	3  (2L)	3	3	2	3	2	n/a
Durrington All Saints Infants School <a href="https://reports.ofsted.gov.uk/provider/21/143004">https://reports.ofsted.gov.uk/provider/21/143004</a>	Academy	01/05/19	2  (2)	n/a	n/a	n/a	n/a	n/a	n/a
Newton Tony CofE VC School <a href="https://files.api.ofsted.gov.uk/v1/file/50074391">https://files.api.ofsted.gov.uk/v1/file/50074391</a>	Maint	27/03/19	2  (2)	n/a	n/a	n/a	n/a	n/a	n/a
Kiwi Primary School <a href="https://reports.ofsted.gov.uk/provider/21/126248">https://reports.ofsted.gov.uk/provider/21/126248</a>	Maint	26/03/19	2  (2)	n/a	n/a	n/a	n/a	n/a	n/a

Academy	20/03/19	4 ↓ (2)	4	4	4	4	3	n/a
---------	----------	---------------	---	---	---	---	---	-----

Whilst it is pleasing that four schools maintained their Good Ofsted grading and two previously uninspected school gained a good grade, it remains of concern that 2 schools declined in grade (in one academy to inadequate) and that one school did not improve their Requires Improvement grade on re-inspection. For schools grades as RI a Rapid Achievement Plan, a robust support package and regular reviews of progress to ensure swift and sustained improvements are in place.

### Current Ofsted percentage position for Wiltshire at 21 June 2019

The current position remains little changed since the last report in May. The proportion of good and outstanding pupil places remains at 81%. About 79% of schools are good or outstanding.

### Published Ofsted outcomes at 21 June 2019 – from internal data

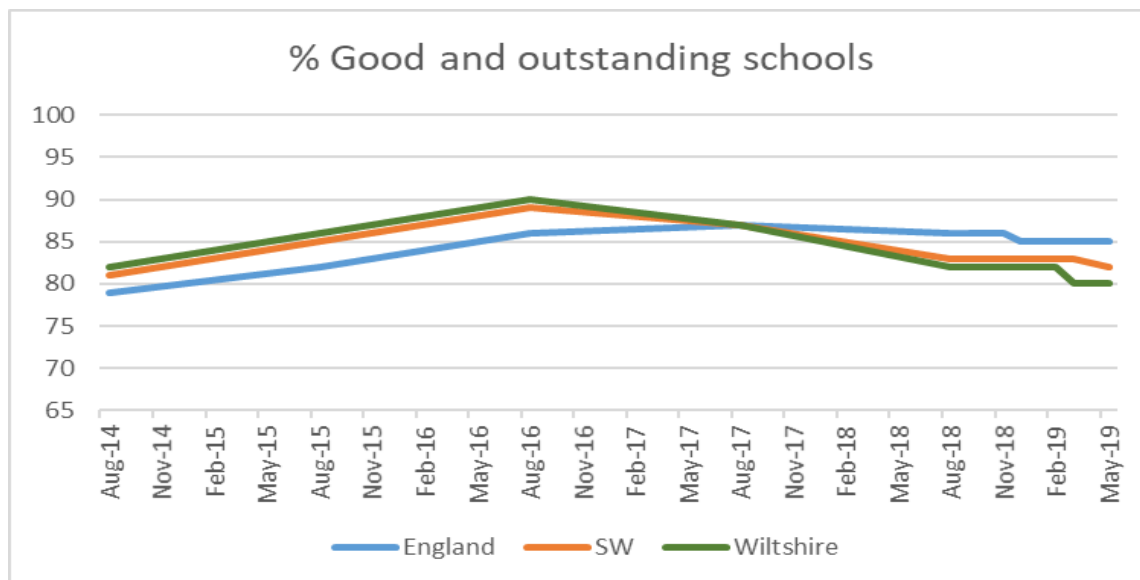
Table 1 - Source: Internal information

By pupil places	Primary		Secondary		Special		All	
	No.	%	No.	%	No.	%	No.	%
Outstanding	5844	15.0	7689	26.7			13533	19.8
Good	24573	63.1	16539	57.5	418	66.7	41530	60.8
Requires Improvement	6283	16.1	4328	15.0	209	33.3	10820	15.8
Inadequate	1596	4.1	209	0.7	-	-	1805	2.6
Not yet inspected (U)	636	1.6	-	-	-	-	636	0.9
<b>Outstanding or Good (previous)</b>	<b>30417</b>	<b>78.1</b> (78.4)	<b>24228</b>	<b>84.2</b> (84.2)	<b>418</b>	<b>66.7</b> (66.7)	<b>55063</b>	<b>80.6</b> (80.9)
All	38932	100.0	28765	100.0	627	100.0	68324	100

Table 2 - Source: Ofsted Management Information 31 May 2019

By schools	Primary		Secondary		Special		All	
	No.	%	No.	%	No.	%	No.	%
Outstanding	25	12.4	6	20.0	0	0.0	31	<b>13.1</b>
Good	134	66.7	18	60.0	4	66.7	156	<b>65.8</b>
Requires Improvement	28	13.9	5	16.7	2	33.3	35	<b>14.8</b>
Inadequate	11	5.5	1	3.3	0	0.0	12	<b>5.1</b>
Not yet inspected (U)	3	1.5	0	0.0	0	0.0	3	<b>1.3</b>
<b>Outstanding or Good (previous)</b>	<b>159</b>	<b>79.1</b> (79.6)	<b>24</b>	<b>80.0</b> (80.0)	<b>4</b>	<b>66.7</b> (66.7)	<b>187</b>	<b>78.9</b> (79.3)
All	201	100.0	30	100.0	6	100.0	237	100.0

Table 3 - Source: Ofsted Management Information 31 May 2019			
Good and outstanding schools (ALL) (%)	England	SW	Wiltshire
May-19	85	82	80
Mar-19	85	83	80
Feb-19	85	83	82
Jan-19	85	83	82
Dec-18	85	83	82
Nov-18	86	83	82
Oct-18	86	83	82
Sep-18	86	83	82
Aug-18	86	83	82
Aug-17	87	87	87
Aug-16	86	89	90
Aug-15	82	85	86
Aug-14	79	81	82



The Interim School Improvement Framework continues to be implemented with on-site evaluations to precisely identify school improvement needs, followed by a Rapid Achievement Plan, support for implementation and regular review to ensure that improvement is brisk. This intensive work is being carried out for all

schools that are vulnerable, e.g. schools that fall below the DfE floor standards, are RI or demonstrate low levels of effectiveness in other ways.

## **Conclusion**

Whilst there has not been as rapid decline as seen in previous periods, there continues to be concern about the number of good and outstanding schools in Wiltshire. Whilst declines are similar to those in the region, both Wiltshire and the South West school figures are falling behind those of England.

All LA maintained schools continue to have their performance monitored through the Challenge and Support Partner programme. The Interim School Improvement Framework will support a more intensive identification of needs and outlines the intensive and rapid support approaches that are now being implemented. After extensive stakeholder consultations over the last few months, the School Improvement Framework reflecting these processes will be implemented from September 2020.

**Helean Hughes**  
**Director Education and Skills**

---

Report Author: Louise Lewis, Head of School Effectiveness  
1 July 2019

**Background Papers**  
None

**Appendices**  
None